

INTRO RI

STAFF FRIENDLY SUPERMARKET CABINET.



Intro is a cabinet for large volumes. Front sill lifts high for ease of access. It is quick and easy to fill with products on castor shelving or pallets.



THE SIGN OF COOL QUALITY

Caring for the future

INTRO RI

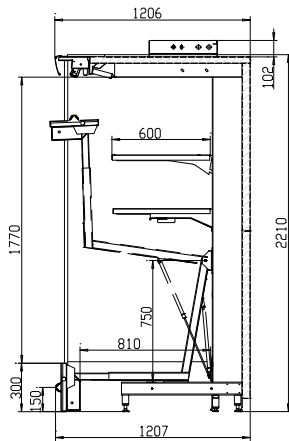


VISION COLLECTION

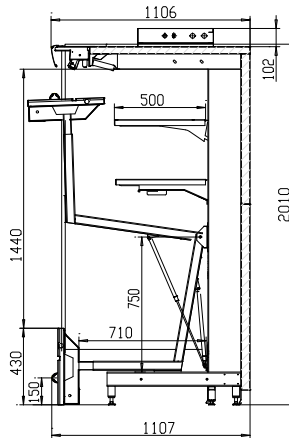
How to read the code:

RI30-121-220-250
 Front height Depth Height Length

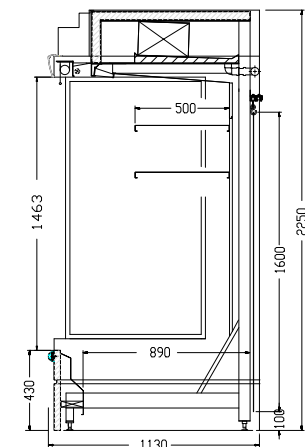
Measures are centimeters.



RI30-121-221 INTRO



RI43-111-201 INTRO



RISD43-113-225 INTRO

STANDARD FEATURES

- fan evaporator and expansion valves standard for R404A and CO₂ refrigerant
- fans
- defrosting rod
- defrost water connections for each unit, external diameter 40 mm
- thermometer
- overhead light fitting
- electricity switch box on the top of the cabinet
- full-length drainage kit
- standard cover plate Arc


TECHNICAL DATA

Front height Height Air Temperature	300 or 430 mm 2010 or 2210 mm +2...+4 °C or +4...+8 °C	Min power input W	Max. power input W ¹⁾	Length	Depth	Refr. area m ² ¹⁾
RI30-111-201-188		756	876	1875	1107	3.2
RI30-111-201-250		970	1114	2500	1107	4.3
RI30-111-201-375		1430	1646	3750	1107	6.4
RI30-111-221-188		756	876	1875	1107	3.2
RI30-111-221-250		970	1114	2500	1107	4.3
RI30-111-221-375		1430	1646	3750	1107	6.4
RI30-121-201-188		756	876	1875	1207	3.8
RI30-121-201-250		970	1114	2500	1207	5.0
RI30-121-201-375		1430	1646	3750	1207	7.5
RI30-121-221-188		756	876	1875	1207	3.8
RI30-121-221-250		970	1114	2500	1207	5.0
RI30-121-221-375		1430	1646	3750	1207	7.5
RI43-111-201-188		756	876	1875	1107	3.2
RI43-111-201-250		970	1114	2500	1107	4.3
RI43-111-201-375		1430	1646	3750	1107	6.4
RI43-111-221-188		756	876	1875	1107	3.2
RI43-111-221-250		970	1114	2500	1107	4.3
RI43-111-221-375		1430	1646	3750	1107	6.4
RI43-121-201-188		756	876	1875	1207	3.8
RI43-121-201-250		970	1114	2500	1207	5.0
RI43-121-201-375		1430	1646	3750	1207	7.5
RI43-121-221-188		756	876	1875	1207	3.8
RI43-121-221-250		970	1114	2500	1207	5.0
RI43-121-221-375		1430	1646	3750	1207	7.5
RISD43-113-225-188		808	808	1875	1130	3.5
RISD43-113-225-194		810	810	1940	1130	3.6
RISD43-113-225-250		1040	1040	2500	1130	4.6
RISD43-113-225-291		1176	1176	2910	1130	5.4
RISD43-113-225-375		1569	1569	3750	1130	6.9

1) With 2 shelves and bottom plate



Standard shelf lighting.



Standard cover plate.



RISD from behind

OPTIONAL EQUIPMENT

- expansion valves for other refrigerants
- energy saving fans
- mirrored end panel
- partition end panel
- bumper trim for end unit
- shelf with console 300, 400 and 500 mm
- shelf lights
- corner cover
- holders, dividers etc.
- night curtains motorised or manual
- automatic control system
- extension kit
- ticket strip holder
- external lighting equipment