

MAXIM FI/CI

A PART OF DYNAMIC VISION COLLECTION

Maxim is one of the largest volume-to-floor space ratios on the market. In Maxim products are always well displayed and within easy reach. Glass lids can be installed afterwards.



THE SIGN OF COOL QUALITY

Caring for the future

MAXIM FI (FREEZER)



VISION COLLECTION

How to read the product code:

FI-110-90-250-GG
 Product Depth Height Length *Definition Group

Measures are centimeters.

STANDARD FEATURES MAXIM FI

- fan evaporator and expansion valves standard for R404A and CO₂ refrigerant
- fans
- defrosting rod
- for each unit, one defrost water connection, external diameter 40 mm
- thermometer
- electrical switch box for electrical connections.
- bumper trims on all sides
- full-length drainage kit

* GG Double Glass
 SS Double Solid
 SG Solid & Glass
 MB Middle blow

S Solid
 G Glass
 E End cabinet

TECHNICAL DATA MAXIM FI

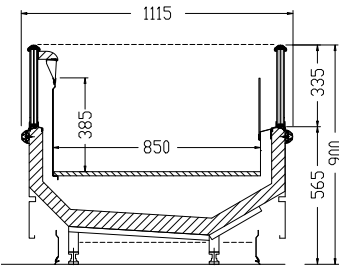
Height 900 and 990 mm
 Air temperature -23...-21 °C

Min. power input W
 Max. power input W
 Volume (L)

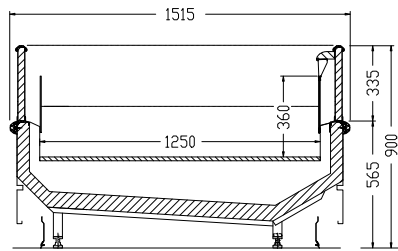
Min. power input W
 Max. power input W
 Volume (L)

FI-112-90-188-SS	1986	1986	614	FI-152-99-250-GG-MB	5101	5101	1413
FI-112-90-250-SS	2602	2602	818	FI-152-99-375-GG-MB	7731	7731	2120
FI-112-90-375-SS	3897	3897	1227				
FI-112-90-188-SG	2017	2017	614	FI-192-90-188-SS-MB	3623	3623	1148
FI-112-90-250-SG	2652	2652	818	FI-192-90-250-SS-MB	4807	4807	1530
FI-112-90-375-SG	3991	3991	1227	FI-192-90-375-SS-MB	7226	7226	2296
FI-112-90-188-GG	2048	2048	614	FI-192-90-188-GG-MB	3685	3685	1148
FI-112-90-250-GG	2702	2702	818	FI-192-90-250-GG-MB	4907	4907	1530
FI-112-90-375-GG	4085	4085	1227	FI-192-90-375-GG-MB	7362	7362	2296
FI-112-99-188-SS	1986	1986	758	FI-192-99-188-SS-MB	3623	3623	1416
FI-112-99-250-SS	2602	2602	1010				
FI-112-99-375-SS	3897	3897	1515	FI-192-99-250-SS-MB	4807	4807	1888
FI-112-99-188-SG	2017	2017	758	FI-192-99-375-SS-MB	7226	7226	2832
FI-112-99-250-SG	2652	2652	1009	FI-192-99-188-GG-MB	3685	3685	1416
FI-112-99-375-SG	3991	3991	1514	FI-192-99-250-GG-MB	4907	4907	1888
FI-112-99-188-GG	2048	2048	758	FI-192-99-375-GG-MB	7362	7362	2832
FI-112-99-250-GG	2702	2702	1010				
FI-112-99-375-GG	4085	4085	1515	FI-232-90-188-SS	3972	3972	1227
				FI-232-90-250-SS	5204	5204	1636
FI-152-90-188-SS	3076	3076	902	FI-232-90-375-SS	7794	7794	2454
FI-152-90-250-SS	4052	4052	1203	FI-232-99-188-SS	3972	3972	1515
FI-152-90-375-SS	6092	6092	1805	FI-232-99-250-SS	5204	5204	2019
FI-152-90-188-SS-MB	3736	3736	859	FI-232-99-375-SS	7794	7794	3029
FI-152-90-250-SS-MB	5001	5001	1145	FI-232-90-188-GG	4034	4034	1227
FI-152-90-375-SS-MB	7543	7543	1718	FI-232-90-250-GG	5304	5304	1636
FI-152-90-188-GG	3138	3138	903	FI-232-90-375-GG	7982	7982	2454
FI-152-90-250-GG	4152	4152	1203	FI-232-99-188-GG	4034	4034	1515
FI-152-90-375-GG	6280	6280	1805	FI-232-99-250-GG	5304	5304	2019
FI-152-90-188-GG-MB	3798	3798	859	FI-232-99-375-GG	7982	7982	3028
FI-152-90-250-GG-MB	5101	5101	1145				
FI-152-90-375-GG-MB	7731	7731	1718	END ISLANDS			
FI-152-99-188-SS	3076	3076	1114	FI-108-90-152-S-E	1405	1405	439
FI-152-99-250-SS	4052	4052	1485	FI-108-90-192-S-E	1838	1838	569
FI-152-99-375-SS	6092	6092	2227	FI-108-90-232-S-E	2220	2220	700
FI-152-99-188-SS-MB	3736	3736	1060	FI-108-99-152-S-E	1412	1412	541
FI-152-99-250-SS-MB	5001	5001	1413	FI-108-90-152-G-E	1433	1433	439
FI-152-99-375-SS-MB	7543	7543	2120	FI-108-90-192-G-E	1871	1871	569
FI-152-99-188-GG	3138	3138	1114	FI-108-90-232-G-E	2269	2269	700
FI-152-99-250-GG	4152	4152	1485	FI-108-99-152-G-E	1871	1871	703
FI-152-99-375-GG	6280	6280	2227	FI-108-99-192-G-E	1871	1871	703
FI-152-99-188-GG-MB	3798	3798	1060	FI-108-99-232-G-E	2269	2269	864

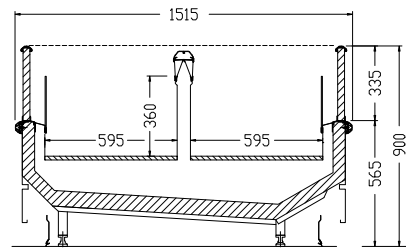
FI/CI-112-90-GG MAXIM



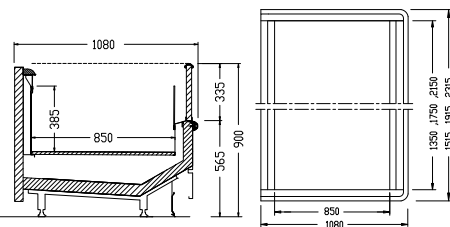
FI/CI-152-90-SS MAXIM



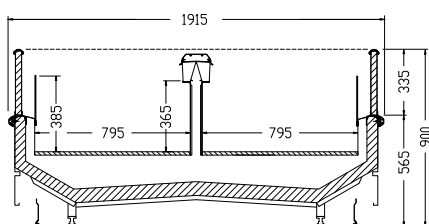
FI/CI-152-90-SS-MB MAXIM



FI/CI-108-90-152/192/232/S-E MAXIM



FI/CI-192-90-SS-MB MAXIM



MAXIM CI (COOLER)

STANDARD FEATURES MAXIM CI

- fan evaporator and expansion valves standard for R404A and CO₂ refrigerant
- fans
- defrosting rod
- for each unit, one defrost water connection, external diameter 40 mm
- thermometer
- electrical switch box for electrical connections.
- bumper trims on all sides
- full-length drainage kit

* GG Double Glass
 SS Double Solid
 SG Solid & Glass
 MB Middle blow

S Solid
 G Glass
 E End cabinet



VISION COLLECTION

How to read the product code:

CI-110-90-250-GG
 Product Depth Height Length *Definition Group

Measures are centimeters.

TECHNICAL DATA MAXIM CI

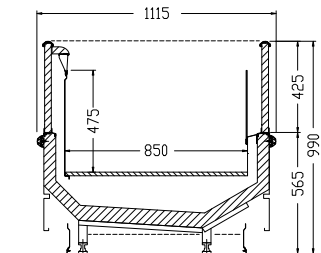
Height 900 and 990 mm
 Air temperature +2...+4 °C

Min. power input W
 Max. power input W
 Volume (L)

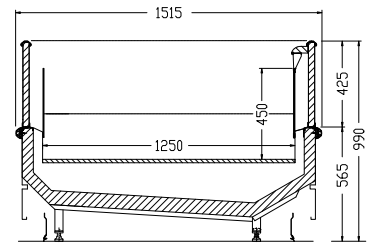
Min. power input W
 Max. power input W
 Volume (L)

CI-112-90-188-SS	686	686	614	CI-192-90-188-SS-MB	1350	1350	1148
CI-112-90-250-SS	902	902	818	CI-192-90-250-SS-MB	1822	1822	1530
CI-112-90-375-SS	1347	1347	1227	CI-192-90-375-SS-MB	2721	2721	2296
CI-112-90-188-SG	723	723	614	CI-192-90-188-GG-MB	1414	1414	1148
CI-112-90-250-SG	952	952	818	CI-192-90-250-GG-MB	1922	1922	1530
CI-112-90-375-SG	1430	1430	1227	CI-192-90-375-GG-MB	2909	2909	2296
CI-112-90-188-GG	760	760	614	CI-192-99-250-SS-MB	1822	1822	1888
CI-112-90-250-GG	1002	1002	818	CI-192-99-375-SS-MB	2721	2721	2832
CI-112-90-375-GG	1513	1513	1227	CI-192-99-188-GG-MB	1414	1414	1416
CI-112-99-250-SG	952	952	1009	CI-192-99-250-GG-MB	1922	1922	1888
CI-112-99-375-SG	1430	1430	1514	CI-192-99-375-GG-MB	2909	2909	2832
CI-112-99-250-GG	1002	1002	1009				
CI-112-99-375-GG	1513	1513	1514	CI-232-90-188-SS	1372	1372	1227
				CI-232-90-250-SS	1804	1804	1636
CI-152-90-188-SS	686	686	902	CI-232-90-375-SS	2694	2694	2454
CI-152-90-250-SS	902	902	1203	CI-232-90-188-GG	1434	1434	1227
CI-152-90-375-SS	1347	1347	1805	CI-232-90-250-GG	1904	1904	1636
CI-152-90-188-SG	748	748	902	CI-232-90-375-GG	2882	2882	2454
CI-152-90-250-SG	1002	1002	1203	CI-232-99-250-GG	1904	1904	2019
CI-152-90-375-SG	1535	1535	1805	CI-232-99-375-GG	2882	2882	3028
CI-152-90-188-SS-MB	1336	1336	859				
CI-152-90-250-SS-MB	1801	1801	1145	CI-108-90-152-S-E	485	485	439
CI-152-90-375-SS-MB	2693	2693	1718	CI-108-90-192-S-E	638	638	569
CI-152-90-188-GG-MB	1398	1398	859	CI-108-90-232-S-E	770	770	700
CI-152-90-250-GG-MB	1901	1901	1145	CI-108-90-152-G-E	513	513	439
CI-152-90-375-GG-MB	2881	2881	1718	CI-108-90-192-G-E	673	673	569
CI-152-99-250-SS-MB	1801	1801	1413	CI-108-90-232-G-E	813	813	700
CI-152-99-375-SS-MB	2693	2693	2120	CI-108-99-152-S-E	485	485	541
CI-152-99-188-GG-MB	1398	1398	1060	CI-108-99-152-G-E	513	513	541
CI-152-99-250-GG-MB	1901	1901	1413	CI-108-99-192-G-E	673	673	703
CI-152-99-375-GG-MB	2881	2881	2120	CI-108-99-232-G-E	813	813	864

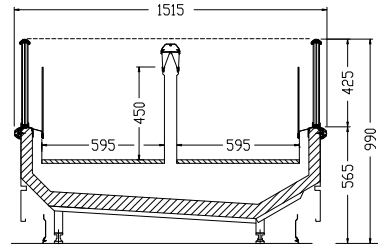
FI/CI-112-99-SS MAXIM



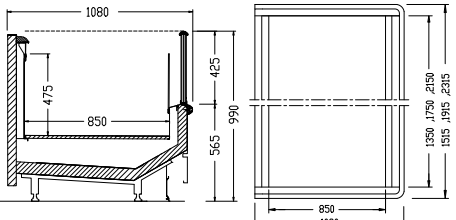
FI/CI-152-99-SS MAXIM



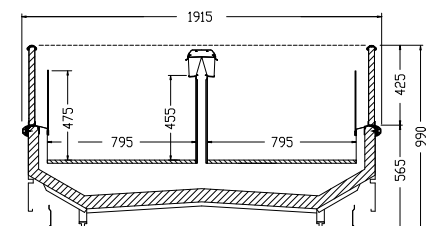
FI/CI-152-99-GG-MB MAXIM



FI/CI-108-99-152/192/232/-G-E MAXIM



FI/CI-192-99-SS-MB MAXIM



OPTIONAL EQUIPMENT

- expansion valves for other refrigerants
- energy saving fans
- hot gas defrosting instead of electric defrosting
- partition end
- raised base
- load divider
- 1 or 2 decks with light fittings
- price stand
- night curtain or glass lids (see front page)
- automatic control system
- glass lids

